

AGENDA
REGULAR MEETING
YECA GOVERNING BOARD
Wednesday, January 7, 2026
2:00 P.M. Public Session

Yolo Emergency Communications Agency, 35 N. Cottonwood St, Woodland, CA 95695

ALL ITEMS ARE FOR ACTION UNLESS OTHERWISE NOTED WITH AN ASTERISK (*)

1. Call to Order (2:00 PM)

2. Approval of the Agenda

3. Announcements

4. Public Comment

Speakers must state their name and city of residence for the record and limit their remarks to three minutes. Members of the public audience may address the Governing Board on any item not on today's agenda. No response is required and no action can be taken, however, the Governing Board may add the item to the agenda of a future meeting.

5. Consent Agenda

Consent Agenda items are considered to be routine and will be considered for adoption by one motion. There will be no separate discussion of these items unless a member of the Governing Board, member of the audience, or staff requests that the Governing Board remove an item. If an item is removed, it will be discussed in the order in which it appears on the agenda.

- a. Approval of the Minutes from the December 3, 2025, Regular Meeting
- b. Operations Division Report
- c. Current Year Budget Status Update

6. Closed Session

Conference with Labor Negotiator (CG54957.6)

Agency Representative: Dena Humphrey, Executive Director

Gregory Ramirez, IEDA Labor Consultant

Employee Organization: Yolo Communications Dispatchers Association (YCDA)


7. Next Scheduled JPA Board Meeting Date TBD

8. Items for Future Meeting Agenda

- a. FY25 Financial Audit Presentation

9. Adjournment

I declare under penalty of perjury that the foregoing agenda was available for public review and posted on/or before January 2, 2026 on the bulletin board outside of the Yolo County, Erwin Meier Administration Center, 625 Court St., Woodland, California and on the agency website:



Dena Humphrey, Executive Director

If you are a person with a disability and you need disability related accommodations to attend the meeting, please contact Tianna Dumas at (530) 666-8900 or (530) 666-8909 (fax). Requests for accommodations must be made at least two full business days before the start of the meeting.

**YOLO EMERGENCY COMMUNICATIONS AGENCY
(YECA) GOVERNING BOARD**

December 3, 2025

2:00 P.M.

Minutes

The YECA Governing Board met on Wednesday December 3, 2025, at the Yolo Emergency Communications Agency, 35 N Cottonwood St. – Conference Room, Woodland. Board Chair Binns called the meeting to order at 2:03pm.

PRESENT: Primary Board Members: Dena Humphrey, YECA Executive Director, Steve Binns, City of West Sacramento, Tom Lopez, Yolo County, Jack Snyder, City of Winters, Eric Zane, City of Woodland, Shawn Kinney, Yocha Dehe Wintun Nation

Entry No. 2

Minute Order No. 2025-17

Approval of the Agenda - [Approved](#)

MOTION: Snyder SECOND: Zane AYES: Binns, Snyder, Kinney, Lopez, Zane

Entry No. 3

Announcements

- a. Tammy Leggins retirement effective December 30, 2025, after serving 36 years with YECA
- b. Scott Fletcher retirement effective December 24, 2025, after serving 26 years with YECA

Entry No. 4

Public Comment – None

Entry No. 5

Minute Order No. 2025-18

Approval of Consent Agenda – [Approved](#)

- a. Approval of the Minutes from October 8, 2025, Regular Meeting
- b. Operations Division Report
- c. Current Year Budget Status Update
- d. 2025 3rd Quarter Law & Fire Dispatch to Queue Call Stats
- e. FY25/26 Budget Adjustment Summary

MOTION: Lopez SECOND: Kinney AYES: Binns, Synder, Kinney, Lopez, Zane

Entry No. 6

Closed Session – Out of Session 2:30 p.m.

- a. Conference with labor negotiator (CG54957.6)
 - a. Agency Representative:
 - i. Dena Humphrey, Executive Director
 - ii. Gregory Ramirez, IEDA Labor Consultant
 - b. Employee Organization:
 - i. Yolo Communications Dispatchers Association (YCDA)

Back in session 3:50 p.m. – Reportable Action: None

Entry No. 7

Minute Order No. 2025-19

High level discussion entailing sample borrowing rates, terms, and annual costs for potential funding for the radio and microwave project upgrade – Information Only

- a. Staff summary providing information regarding the potential funding sources for the replacement including sample terms, rates, and estimated annual costs. ED Humphrey presented showing overview of the current cost gap of the project. This was a continuation of the previous meeting's presentation and focused more on the costs associated with the project and where YECA will source the funds. YECA has researched current rates and terms with local banks for capital loans, possible grant opportunities, and use of YECAs capital fund balance. YECA is discussing with local grant resources as well as the radio vendor for potential grant sources and opportunities. The board members added the suggestion of the UASI grant program under FEMA as an additional possibility. Target to begin the initial phases of the project is July 2026.

Entry No. 8

Minute Order No. 2025-20

Telecommunications Engineering Consultant Services for Radio & Microwave Project- Voted Item

- a. Staff summary providing background and scope of work for the proposed 3-Year agreement with TRYG, Inc for a cost not to exceed \$135k. ED Humphrey presented discussing the need to use engineering consultant for project management and subject matter expertise during the multi-year radio project.

MOTION: Lopez SECOND: Kinney AYES: Binns, Synder, Kinney, Lopez, Zane

Entry No. 9

Next Scheduled JPA Board Meeting Date: January 7, 2026

Entry No. 10

Items for Future Meeting Agenda – None

Entry No. 11

Meeting Adjourned at 4:07pm

Minutes submitted by Charles Keasler

STAFF REPORT

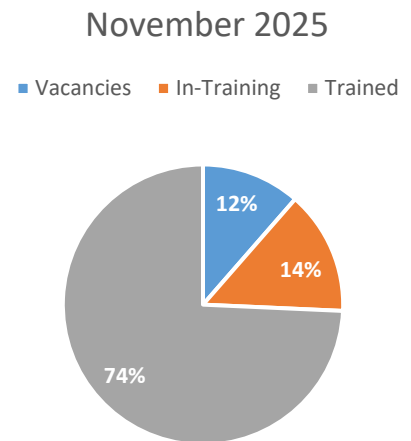
Agenda Item: 5.b

Date: January 7, 2026
To: YECA Governing Board
Thru: Dena Humphrey, Executive Director
From: Vanesa Hoyt, Operations Manager
Subject: November 2025 Operations Division Report
Recommendation: No action required; information only.
Summary: Operations staff is currently engaged in the following:

Staffing:

1. Out of 37 funded operations positions:

Classification	Filled	Funded	Vacant
Operations Manager	1	1	0
Dispatch Supervisor	4	4	0
Dispatcher III	4	4	0
Dispatcher I/II	23	26	3
Dispatch Assistant	1	2	1
TOTAL	33	37	4



2. Trainee Progress Updates:

- Mackenzie Daniels has completed training on the WSP radio and has begun training on the Fire radio (4th console).
- Tayra Eidenbenz has completed training on the WSP radio and has begun training on the Fire radio (4th console).
- Shelbee Hudson has completed training on the WDP radio and has begun training on the Fire radio (4th console).
- Julian Garcia has completed the call taking phase of training and has begun training on the WDP radio (1st console).
- Dominique Holmes has completed the call taking phase of training and has begun training on the WSP radio (1st console).

3. Staffing Note:

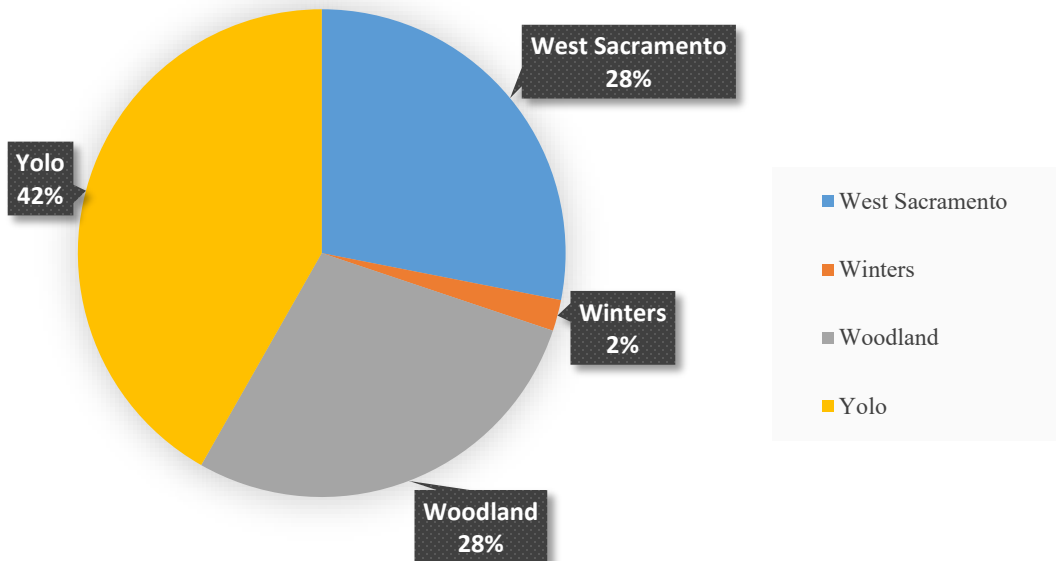
- Dispatch Assistant Carter Alvarez has resigned.

Statistical Information:

Monthly Phone Statistics:

	Jan	Feb	Mar	Apr	May	Jun	Jul	Aug	Sep	Oct	Nov	YTD
9-1-1	4,488	4,095	4,563	4,745	5,502	5,515	5,682	5,408	4,873	4,706	4,135	53,712
7-Digit Emergency	962	1,260	844	763	993	937	924	826	789	802	770	9,870
AMR	86	78	77	88	56	75	99	111	98	115	88	971
West Sacramento	3,262	2,883	3,493	3,259	3,633	3,414	3,644	3,327	3,493	3,382	3,007	36,797
Winters	233	191	239	226	241	278	284	268	237	248	262	2,707
Woodland	3,049	2,939	3,200	3,280	3,508	3,344	3,756	3,827	3,278	3,523	3,072	36,776
Yolo	4,826	4,357	4,933	4,700	4,770	4,704	5,048	4,546	7,962	4,829	4,044	54,719
Outgoing	4,525	4,376	4,781	4,579	5,312	5,094	5,056	5,207	4,745	4,502	4,111	52,288
TOTAL	21,431	20,179	22,130	21,640	24,015	23,361	24,493	23,520	25,475	22,107	19,489	247,840

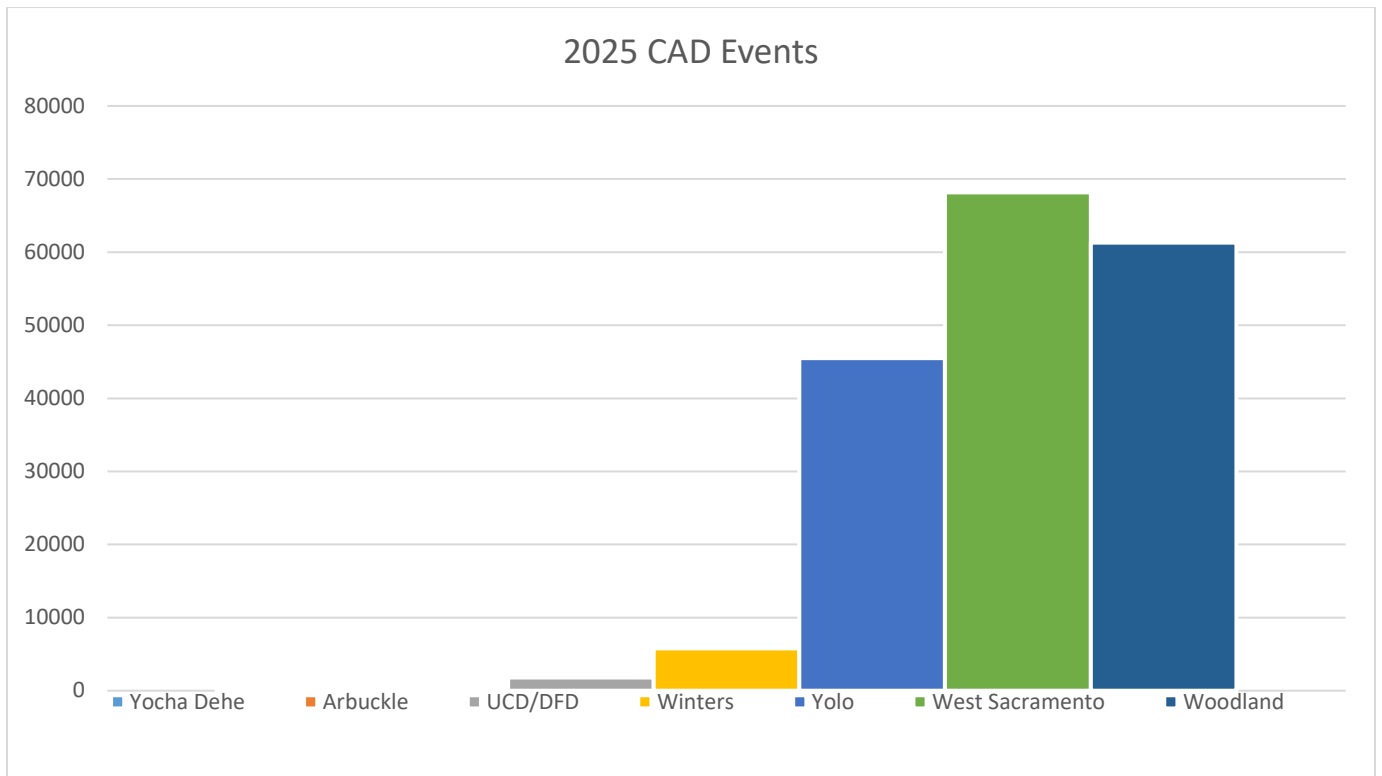
**2025 YTD
Incoming Non-Emergency Lines**



Monthly CAD Events:

AGENCY	JAN	FEB	MAR	APR	MAY	JUN	JUL	AUG	SEP	OCT	NOV	YTD
West Sacramento												
Law	4,976	4,182	5,025	4,721	5,218	5,207	5,611	5,191	4,869	4,636	4,333	53,969
Fire	358	281	395	350	439	506	499	469	400	376	362	4,435
Medical	598	575	546	614	646	634	617	643	580	550	545	6,548
Animal Control	242	198	252	258	270	281	266	277	270	275	228	2,817
Public Works/Support	44	35	31	28	42	40	48	33	31	27	40	399
TOTAL	6,218	5,271	6,249	5,971	6,615	6,668	7,041	6,613	6,150	5,864	5,508	68,168
Winters												
Law	434	361	448	388	458	377	404	342	322	352	346	4,232
Fire	57	84	70	84	56	43	63	50	38	40	61	646
Medical	53	50	58	46	77	43	64	44	43	45	52	575
Animal Control	21	9	27	26	33	37	25	25	36	30	14	283
Public Works/Support	2	6	0	3	5	5	9	10	6	4	7	57
TOTAL	567	510	603	547	629	505	565	471	445	471	480	5,793
Woodland												
Law	4,231	3,884	4,428	4,293	4,918	4,711	4,803	4,624	4,535	4,494	4,192	49,113
Fire	294	270	286	257	376	350	359	353	311	321	236	3,413
Medical	510	497	503	500	531	504	520	536	508	479	433	5,521
Animal Control	213	185	250	292	280	293	248	229	242	261	199	2,692
Public Works/Support	55	56	59	48	64	58	63	54	46	37	36	576
TOTAL	5,303	4,892	5,526	5,390	6,169	5,916	5,993	5,796	5,642	5,592	5,096	61,315
YSO												
Law	2,811	2,712	2,792	2,761	2,808	2,723	2,679	2,767	2,328	2,203	2,115	28,699
Fire	588	574	681	705	461	408	446	341	492	667	500	5,863
Medical	98	91	95	87	104	97	88	103	85	101	67	1,016
Animal Control	234	261	270	257	274	252	254	231	292	236	227	2,788
Public Works/Support	747	723	747	622	717	638	627	620	608	596	468	7,113
TOTAL	4,478	4,361	4,585	4,432	4,364	4,118	4,094	4,062	3,805	3,803	3,377	45,479
Yocha Dehe												
Fire	19	20	18	15	13	22	5	13	9	14	13	161
Medical	33	31	27	23	36	28	36	29	26	39	35	343
TOTAL	52	51	45	38	49	50	41	42	35	53	48	504
Arbuckle												
Fire	12	6	15	10	20	26	26	19	20	25	21	200
Medical	24	20	13	18	25	21	24	17	32	20	18	232
TOTAL	36	26	28	28	45	47	50	36	52	45	39	432
UCD/DFD												
Fire	88	86	87	79	143	79	95	77	67	88	93	982
Medical	75	91	49	98	107	46	29	33	82	129	73	812
TOTAL	163	177	136	177	250	125	124	110	149	217	166	1,794
GRAND TOTAL	16,817	15,288	17,172	16,583	18,121	17,429	17,908	17,130	16,278	16,045	14,714	183,485

YTD CAD Events by Agency:



CLETS Inquiries/Returns:

WDP	JAN	FEB	MAR	APR	MAY	JUN	JUL	AUG	SEP	OCT	NOV	YTD
Inquiries	3,943	3,513	4,266	3,451	4,141	4,091	3,956	3,595	4,159	4,266	4,346	43,727
Returns	19,188	18,326	22,645	19,184	21,661	21,154	20,557	18,382	21,580	21,665	21,767	226,109
WNP	JAN	FEB	MAR	APR	MAY	JUN	JUL	AUG	SEP	OCT	NOV	YTD
Inquiries	558	324	439	341	349	340	341	227	139	269	296	3,623
Returns	3,317	1,808	2,528	1,883	2,021	1,941	1,986	1,235	803	1,388	1,652	20,562
WSP	JAN	FEB	MAR	APR	MAY	JUN	JUL	AUG	SEP	OCT	NOV	YTD
Inquiries	3,571	2,704	3,487	3,487	3,159	3,168	3,857	3,100	2,002	2,688	2,238	33,461
Returns	17,420	13,962	17,716	16,805	15,792	15,914	20,084	15,706	9,844	12,837	11,043	167,123
YSO	JAN	FEB	MAR	APR	MAY	JUN	JUL	AUG	SEP	OCT	NOV	YTD
Inquiries	4,315	3,026	3,085	2,903	2,260	2,992	3,186	2,993	2,863	2,026	2,262	31,911
Returns	23,965	15,993	16,817	15,459	11,908	16,425	17,588	16,404	16,062	10,780	11,118	172,519
	12,387	9,567	11,277	10,182	9,909	10,591	10,117	10,688	9,163	9,249	9,142	112,272
TOTAL	63,890	50,089	59,706	53,331	51,382	55,434	36,052	40,865	48,289	46,670	45,580	551,288

Confidential Records Requests (Audio & CAD Print out):

Jan	Feb	Mar	Apr	May	Jun	Jul	Aug	Sep	Oct	Nov	YTD
12	19	22	11	18	10	18	13	14	16	14	167

After-Hours Records Entries:

	JAN
West Sacramento	72

Note: As of 1/7/25, after-hours records are no longer handled by dispatch.

Text to 9-1-1:

Jan	Feb	Mar	Apr	May	Jun	Jul	Aug	Sep	Oct	Nov	YTD
10	7	38	16	15	28	24	7	25	22	21	213

IROC (Fire- Interagency Resource Ordering Capability):

	Jan	Feb	Mar	Apr	May	Jun	Jul	Aug	Sep	Oct	Nov	YTD
IROC Fill Orders	2	0	0	0	0	0	3	11	5	0	0	21
IROC Updates	2	1	1	0	1	5	3	4	3	0	0	20

9-1-1 Answering Times:

In the busiest hour; 90% of all 9-1-1 calls shall be answered within 15 seconds, 95% of all 9-11 calls should be answered within 20 seconds.

Month & Busy Hour	Jan (1700)	Feb (1600)	Mar (1700)	Apr (2000)	May (1600)	Jun (1100)	Jul (1700)	Aug (2100)	Sep (1900)	Oct (1100)	Nov (1800)	YTD AVG
0-10 seconds	95.89%	97.58%	95.96%	97.87%	92.26%	93.56%	87.34%	95.61%	96.52%	96.43%	99.59%	95.33%
0-15 seconds	100.00%	99.31%	99.07%	98.78%	97.62%	99.08%	93.28%	99.12%	97.47%	99.03%	100.00%	98.19%
0-20 seconds	100.00%	99.65	99.38%	99.39%	99.11%	100.00%	96.64%	99.71%	99%	99%	100.00%	99.50%

Projects:

1. Leadership Development Training
 - a. The Leadership Pilot Program is being revisited with the intent to relaunch and expand internal leadership development opportunities.
2. EMD-QA
 - a. QPR conducts case reviews in alignment with IAED standards, while the Operations Manager provides internal performance feedback and oversees ongoing quality improvement efforts.
3. Disaster Recovery Plan
 - a. Conducting regular staff training on evacuation procedures.
 - b. Utilizing cases for tactical dispatch and call-out protocols.
4. Recruitment
 - a. The most recent recruitment cycle has closed. Future recruitment efforts are tentatively planned for 2026, based on operational needs and staffing projections.
5. Succession Planning
 - a. Succession planning efforts are ongoing with a focus on critical role coverage.
6. 2025 In-Service Training
 - a. Upcoming: Post-Fire Season Training
7. CalOES GIS Pilot Project
8. NG9-1-1 Equipment Installations
 - a. Phase 2 Integration: Integration of location information systems to improve caller location accuracy, enabling more precise dispatching, with potential for basic text messaging capabilities.
 - b. CPE Software Upgrade: Completed 4/13/2021
 - c. Atos Equipment installation: Completed 11/15/2021
 - d. Migration from Comtech Text to 9-1-1 to Rapid Deploy Radius: Completed 02/23/2022.
 - e. CALOES Tiger Team PSAP Readiness Testing: Completed 08/23/2023
 - f. Currently in the review stage for the next CPE refresh through the CalOES, with contract terms and the Scope of Work pending state approval.
9. Employee Evaluation Model
10. Employee Wellness Program
11. Artificial Intelligence for non-emergency calls

YECA BUDGET MANAGEMENT SUMMARY

2025 / 2026 As of 11/30/2025

B/U	8%	17%	25%	33%	42%	50%	58%	67%	75%	83%	92%	100%
	JUL-25	AUG-25	SEPT-25	OCT-25	NOV-25	DEC-25	JAN-26	FEB-26	MAR-26	APR-26	MAY-26	JUN-26
30 ADMINISTRATION												
Appropriations	\$ 2,525,330	\$ 2,525,330	\$ 2,525,330	\$ 2,525,330	\$ 2,568,735	\$ 2,525,330	\$ 2,525,330	\$ 2,525,330	\$ 2,525,330	\$ 2,525,330	\$ 2,525,330	\$ 2,525,330
Encumbrances	\$ -	\$ -	\$ -	\$ -	\$ -	\$ -	\$ -	\$ -	\$ -	\$ -	\$ -	\$ -
Expenditures	\$ 397,195	\$ 491,538	\$ 610,634	\$ 891,072	\$ 1,030,959	\$ -	\$ -	\$ -	\$ -	\$ -	\$ -	\$ -
Unencumbered	\$ 2,128,135	\$ 2,033,792	\$ 1,914,696	\$ 1,634,258	\$ 1,537,776	\$ 2,525,330	\$ 2,525,330	\$ 2,525,330	\$ 2,525,330	\$ 2,525,330	\$ 2,525,330	\$ 2,525,330
Percent Expended	16%	19%	24%	35%	40%	0%	0%	0%	0%	0%	0%	0%
40 OPERATIONS - DISPATCH												
Appropriations	\$ 5,398,354	\$ 5,398,354	\$ 5,398,354	\$ 5,398,354	\$ 5,398,354	\$ 5,398,354	\$ 5,398,354	\$ 5,398,354	\$ 5,398,354	\$ 5,398,354	\$ 5,398,354	\$ 5,398,354
Encumbrances	\$ -	\$ -	\$ -	\$ -	\$ -	\$ -	\$ -	\$ -	\$ -	\$ -	\$ -	\$ -
Expenditures	\$ 853,527	\$ 1,226,648	\$ 1,748,455	\$ 2,140,474	\$ 2,484,226	\$ -	\$ -	\$ -	\$ -	\$ -	\$ -	\$ -
Unencumbered	\$ 4,544,827	\$ 4,171,706	\$ 3,649,899	\$ 3,257,880	\$ 2,914,128	\$ 5,398,354	\$ 5,398,354	\$ 5,398,354	\$ 5,398,354	\$ 5,398,354	\$ 5,398,354	\$ 5,398,354
Percent Expended	16%	23%	32%	40%	46%	0%	0%	0%	0%	0%	0%	0%
50 INFORMATION TECHNOLOGY												
Appropriations	\$ 954,025	\$ 954,025	\$ 954,025	\$ 954,025	\$ 954,025	\$ 954,025	\$ 954,025	\$ 954,025	\$ 954,025	\$ 954,025	\$ 954,025	\$ 954,025
Encumbrances	\$ -	\$ -	\$ -	\$ -	\$ -	\$ -	\$ -	\$ -	\$ -	\$ -	\$ -	\$ -
Expenditures	\$ 354,234	\$ 400,707	\$ 433,941	\$ 563,390	\$ 569,728	\$ -	\$ -	\$ -	\$ -	\$ -	\$ -	\$ -
Unencumbered	\$ 599,791	\$ 393,480	\$ 520,084	\$ 390,635	\$ 384,297	\$ 954,025	\$ 954,025	\$ 954,025	\$ 954,025	\$ 954,025	\$ 954,025	\$ 954,025
Percent Expended	37%	42%	45%	59%	60%	0%	0%	0%	0%	0%	0%	0%
60 GRANTS												
Appropriations	\$ 28,122	\$ 28,122	\$ 28,122	\$ 28,122	\$ 28,122	\$ 28,122	\$ 28,122	\$ 28,122	\$ 28,122	\$ 28,122	\$ 28,122	\$ 28,122
Encumbrances	\$ -	\$ -	\$ -	\$ -	\$ -	\$ -	\$ -	\$ -	\$ -	\$ -	\$ -	\$ -
Expenditures	\$ 28,122	\$ 28,122	\$ 28,122	\$ 28,122	\$ 28,122	\$ 28,122	\$ 28,122	\$ 28,122	\$ 28,122	\$ 28,122	\$ 28,122	\$ 28,122
Unencumbered	\$ -	\$ -	\$ -	\$ -	\$ -	\$ -	\$ -	\$ -	\$ -	\$ -	\$ -	\$ -
Percent Expended	100%	100%	100%	100%	100%	0%	0%	0%	0%	0%	0%	0%
TOTAL Appropriations	\$ 8,905,831	\$ 8,905,831	\$ 8,905,831	\$ 8,905,831	\$ 8,949,236	\$ 8,949,236	\$ 8,949,236	\$ 8,949,236	\$ 8,949,236	\$ 8,949,236	\$ 8,949,236	\$ 8,949,236
Encumbrances	\$ -	\$ -	\$ -	\$ -	\$ -	\$ -	\$ -	\$ -	\$ -	\$ -	\$ -	\$ -
Expenditures	\$ 1,633,079	\$ 2,147,017	\$ 2,821,153	\$ 3,623,057	\$ 4,113,035	\$ -	\$ -	\$ -	\$ -	\$ -	\$ -	\$ -
Unencumbered	\$ 7,272,752	\$ 6,758,815	\$ 6,084,679	\$ 5,282,774	\$ 4,836,201	\$ 8,949,236	\$ 8,949,236	\$ 8,949,236	\$ 8,949,236	\$ 8,949,236	\$ 8,949,236	\$ 8,949,236
Percent Expended	18%	24%	32%	41%	46%	0%	0%	0%	0%	0%	0%	0%
TOTAL Estimated Revenue	\$ 8,905,708	\$ 8,905,708	\$ 8,905,708	\$ 8,905,708	\$ 8,949,236	\$ 8,949,236	\$ 8,949,236	\$ 8,949,236	\$ 8,949,236	\$ 8,949,236	\$ 8,949,236	\$ 8,949,236
Realized Revenue	\$ 1,127,469	\$ 1,130,752	\$ 4,094,645	\$ 4,167,544	\$ 4,811,240	\$ -	\$ -	\$ -	\$ -	\$ -	\$ -	\$ -
Unrealized Revenue	\$ 7,778,239	\$ 7,774,956	\$ 4,811,063	\$ 4,738,164	\$ 4,137,996	\$ 8,949,236	\$ 8,949,236	\$ 8,949,236	\$ 8,949,236	\$ 8,949,236	\$ 8,949,236	\$ 8,949,236
Percent Realized	13%	13%	46%	47%	54%	0%	0%	0%	0%	0%	0%	0%